



## County of Victoria

205 N. Bridge St., Suite 110  
Victoria, TX 77901  
pfoster@vctx.org

Paige Foster  
County Treasurer

April 25, 2024

Honorable Judge Ben Zeller  
Victoria County Commissioners' Court

Chapter 2256.023, Government Code (The Public Funds Investment Act), requires the investment officer of each local government to submit to its governing body a quarterly report of investment transactions.

The attached report details investments for Victoria County, Citizens Medical Center and Victoria County Navigation District for the quarter ending MARCH 31, 2024.

Portfolios total \$134,694,556.68 invested with an emphasis on safety, liquidity and yield. The portfolio for the quarter is; Pools 50.5907%, Certificate of Deposits 10.4852%, Government Agencies 0.2227% and 38.37014% in cash with an average interest rate of 4.5427%.

Investment cash accounts at Prosperity Bank earned an average 2.02% for the quarter.

Federal Reserve Bank Fed Fund interest rate stayed the same for the 1st quarter. The Fed policy makers have postponed making rate cuts due to a mixed market of information. They are still expected to make rate cuts in July. They are expected to cut rates slowly by  $\frac{3}{4}$  of a percent. Currently the Fed Funds have held rates around 5.3% since July of 2023.

Pledged collateral of bank deposits, held by Prosperity Bank, is above limits required by our depository contract.

Respectfully submitted,

Paige Foster  
Victoria County Treasurer

VICTORIA COUNTY  
 PORTFOLIO INVENTORY  
 MARCH 31 2024

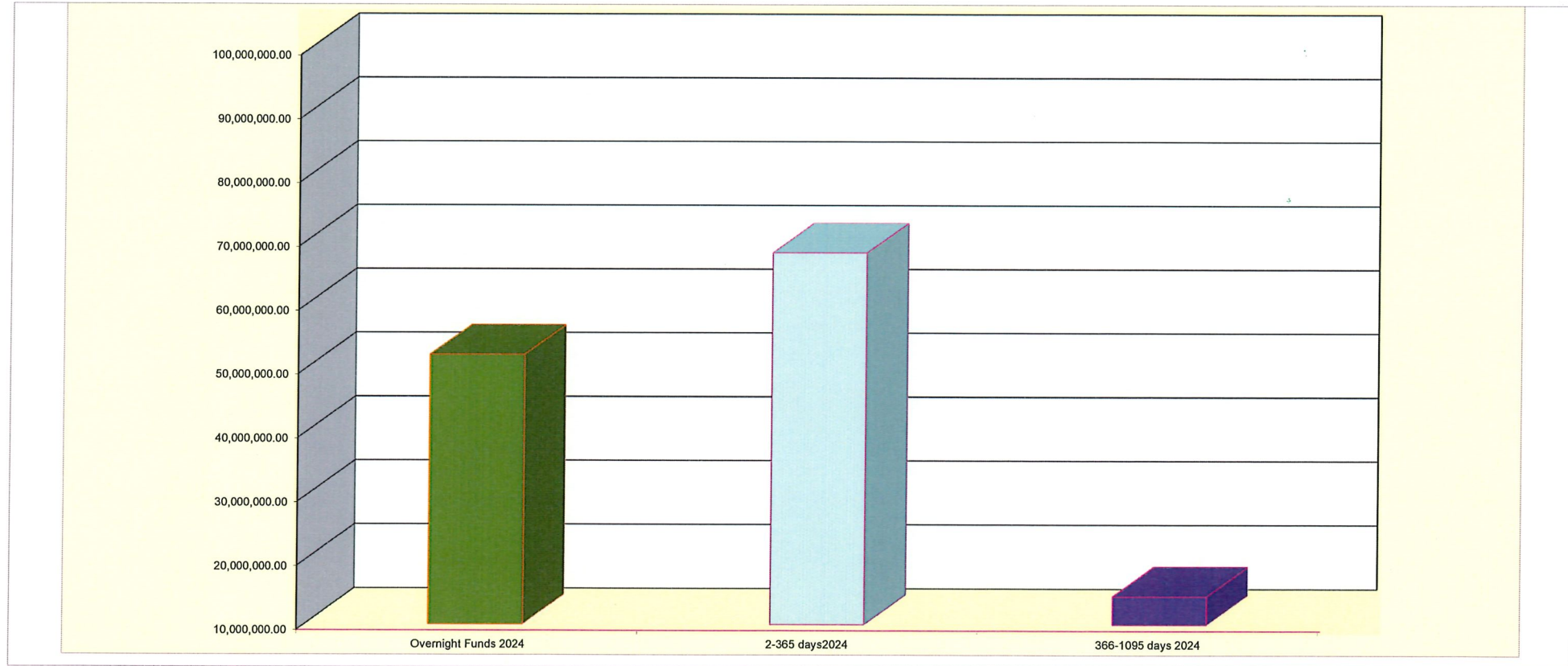
Mat Date	Type	Par	Yield	Beginning 1/1/2024			Ending 3/31/2024			Change in Balance	Change in Market	Change In Interest	% of Portfolio	
				Book Value	Market Value	Interest 1/1/24	Book Value	Market Value	Interest 3/31/24					
	Cash		2.020%	56,787,963.32	56,787,963.32		52,128,621.81	52,128,621.81	240,427.32	(4,659,341.51)	(4,659,341.51)	240,427.32	38.701%	ALL
	CD	SEE ATTACHED	3.082%	13,127,000.00	12,875,465.35		14,123,000.00	13,925,138.88	80,123.16	996,000.00	1,049,673.53	80,123.16	10.485%	100
	Investment Pools	SEE ATTACHED	5.4660%	48,365,343.20	48,365,343.20		68,142,934.87	68,142,934.87	839,953.85	19,777,591.67	19,777,591.67	839,953.85	50.591%	100
	U S Treasuries			0.00	0.00		0.00	0.00		0.00			0.00%	
	U S Agencies	SEE ATTACHED	5.0800%	0.00	0.00		300,000.00	299,217.00		300,000.00	299,217.00		0.223%	
	TOTAL INVESTMENTS			61,492,343.20	61,240,808.55		82,565,934.87	82,367,290.75	920,077.01	21,073,591.67	21,126,482.20	920,077.01		
	TOTAL		4.5427%	118,280,306.52	118,028,771.87		134,694,556.68	134,495,912.56	1,160,504.33	16,414,250.16	16,467,140.69	1,160,504.33	100.00%	

Period	CASH	CD	POOLS	AGENCIES	Total Yield
1ST QTR 2024	2.020% 2.020% 2.020% <u>2.0200%</u>	3.031% 3.058% 3.158% <u>3.0821%</u>	5.486% 5.452% 5.459% <u>5.4660%</u>	5.080% <u>5.0800%</u>	4.5427%
2ND QTR 2023	0.400% 0.400% 0.400% <u>0.400%</u>	2.839% 2.848% 3.030% <u>3.082%</u>	5.020% 5.191% 5.239% <u>5.150%</u>		2.8774%
3RD QTR 2023	1.960% 2.020% 2.020% <u>2.000%</u>	3.022% 3.023% 3.022% <u>3.022%</u>	5.299% 5.472% 5.517% <u>5.429%</u>		3.4838%
4TH QTR 2023	2.020% 2.020% 2.020% <u>2.020%</u>	3.022% 3.018% 3.046% <u>3.029%</u>	5.457% 5.490% 5.481% <u>5.476%</u>		3.5082%

VICTORIA COUNTY  
PORTFOLIO INVENTORY  
MARCH 31 2024

Maturity Break  
by Book Value

Overnight Funds 2024	52,128,621.81
2-365 days 2024	68,142,934.87
366-1095 days 2024	14,423,000.00
2024 TOTAL	134,694,556.68



VICTORIA COUNTY INVESTMENT REPORT QUARTER ENDED  
MARCH 31, 2024

FUND	ORIGINAL FACE	CURRENT FACE	DESCRIPTION	NET YIELD 12/31/2023	BEGINNING BOOK VALUE	BEGINNING MARKET VALUE	ENDING BOOK VALUE	ENDING MARKET VALUE	NET YIELD 3/31/24
			<b>VICTORIA COUNTY</b>						
100	2,441,878.59	8,524,409.31	LOGIC POOLS	5.548%	2,441,878.59	2,441,878.59	8,524,409.31	8,524,409.31	5.486%
	4,150,545.42	12,784,991.22	TX CLASS	5.570%	4,150,545.42	4,150,545.42	12,784,991.22	12,784,991.22	5.490%
	1,081,751.88	1,095,999.24	TX CLASS GOV	5.216%	1,081,751.88	1,081,751.88	1,095,999.24	1,095,999.24	5.263%
	7,120,531.45	6,716,631.10	TX CLASS COB 2023	5.570%	7,120,531.45	7,120,531.45	6,716,631.10	6,716,631.10	5.490%
100	13,127,000.00	13,925,138.88	Certificate of Deposit	3.029%	13,127,000.00	12,875,465.35	14,123,000.00	13,925,138.88	3.094%
	0	300,000.00	Gov't Agencies, Disc Notes	0.000%	0.00	0.00	300,000.00	300,000.00	0.000%
	<u>27,921,707.34</u>	<u>43,347,169.75</u>	<b>TOTAL INVESTMENTS</b>		<u>27,921,707.34</u>	<u>27,670,172.69</u>	<u>43,545,030.87</u>	<u>43,347,169.75</u>	
			COUNTY FUNDS INVESTED		27,921,707.34	27,670,172.69	43,545,030.87	43,347,169.75	
			CASH ON HAND	2.020%	27,781,015.63		28,915,802.87		2.020%
			<b>TOTAL</b>		<u>55,702,722.97</u>		<u>72,460,833.74</u>		<u>3.835%</u>
			<b>CITIZENS MEDICAL CENTER</b>						
	15,377,340	31,031,192.34	TX CLASS CMC	5.570%	15,377,339.69	15,377,339.69	31,031,192.34	31,031,192.34	5.490%
	10,236,007	0.00	TX CLASS CMC GOV	5.216%	10,236,007.10	10,236,007.10	0.00	0.00	5.276%
	0	0.00	Certificate of Deposit	0.000%	0.00	0.00	0.00	0.00	0.000%
	<u>25,613,347</u>	<u>31,031,192.34</u>	<b>TOTAL INVESTMENTS</b>		<u>25,613,346.79</u>	<u>25,613,346.79</u>	<u>31,031,192.34</u>	<u>31,031,192.34</u>	
			HOSPITAL FUNDS INVESTED		25,613,346.79	25,613,346.79	31,031,192.34	31,031,192.34	
			CASH ON HAND	2.020%	26,316,466.25		20,160,227.05		2.020%
			<b>TOTAL</b>		<u>51,929,813.04</u>		<u>51,191,419.39</u>		<u>3.197%</u>
			<b>NAVIGATION DISTRICT</b>						
	\$ 4,636,677.80	5,233,687.99	POOL - OPERATING FUND	5.570%	4,636,677.80	4,636,677.80	5,233,687.99	5,233,687.99	5.502%
	\$ 2,045,249.09	2,756,023.67	POOL - CONST FUND	5.570%	2,045,249.09	2,045,249.09	2,756,023.67	2,756,023.67	5.502%
	0	0.00	Certificate of Deposit	0.000%	0.00	0.00	0.00	0.00	0.000%
	<u>6,681,927</u>	<u>7,989,711.66</u>	<b>TOTAL INVESTMENTS</b>		<u>6,681,926.89</u>	<u>6,681,926.89</u>	<u>7,989,711.66</u>	<u>7,989,711.66</u>	
			NAVIGATION FUNDS INVESTMENTED		6,681,926.89	6,681,926.89	7,989,711.66	7,989,711.66	
			CASH ON HAND	2.020%	523,104.28		3,052,591.89		2.020%
			<b>TOTAL</b>		<u>7,205,031.17</u>		<u>11,042,303.55</u>		<u>4.34%</u>
			<b>BANK BALANCE - NOT BOOK BALANCE</b>						
	60,216,981.02	82,368,073.75	<b>GRAND TOTAL INVESTMENTS</b>		60,216,981.02	59,965,446.37	82,565,934.87	82,368,073.75	
			<b>GRAND TOTAL CASH</b>		54,620,586.16		52,128,621.81		
			<b>GRAND TOTAL</b>		<u>114,837,567.18</u>		<u>134,694,556.68</u>		



VICTORIA COUNTY INVESTMENT REPORT QUARTER ENDED  
MARCH 31, 2024

FUND	ORIGINAL FACE	CURRENT FACE	DESCRIPTION	NET YIELD	BEGINNING BOOK VALUE	BEGINNING MARKET VALUE	ENDING BOOK VALUE	ENDING MARKET VALUE	NET YIELD
------	------------------	-----------------	-------------	--------------	-------------------------	---------------------------	----------------------	------------------------	--------------

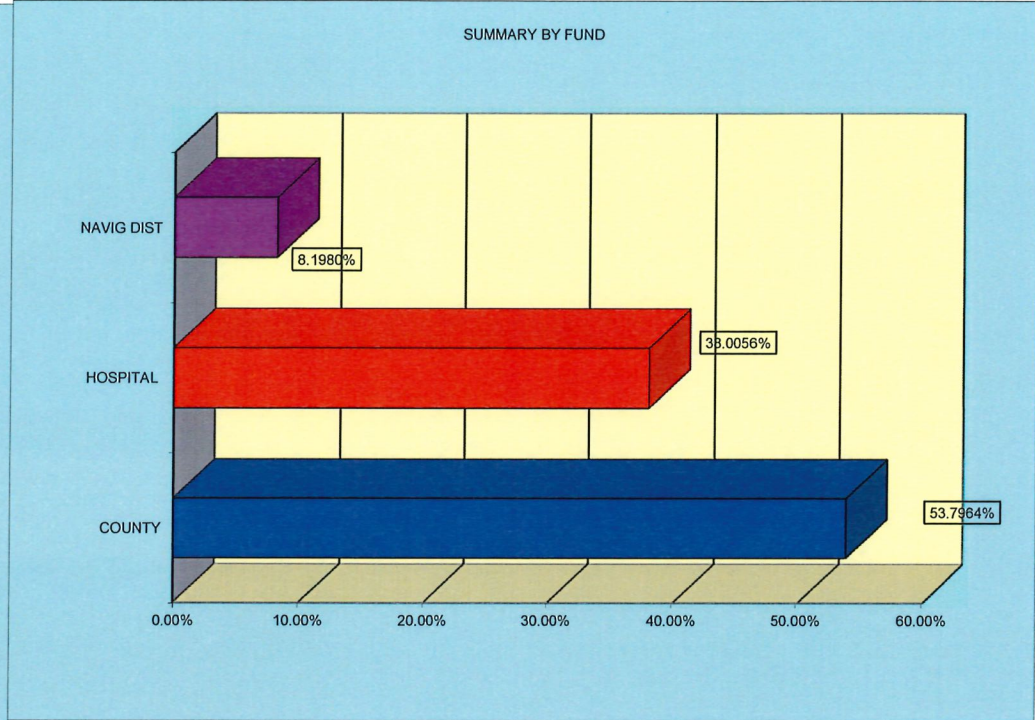
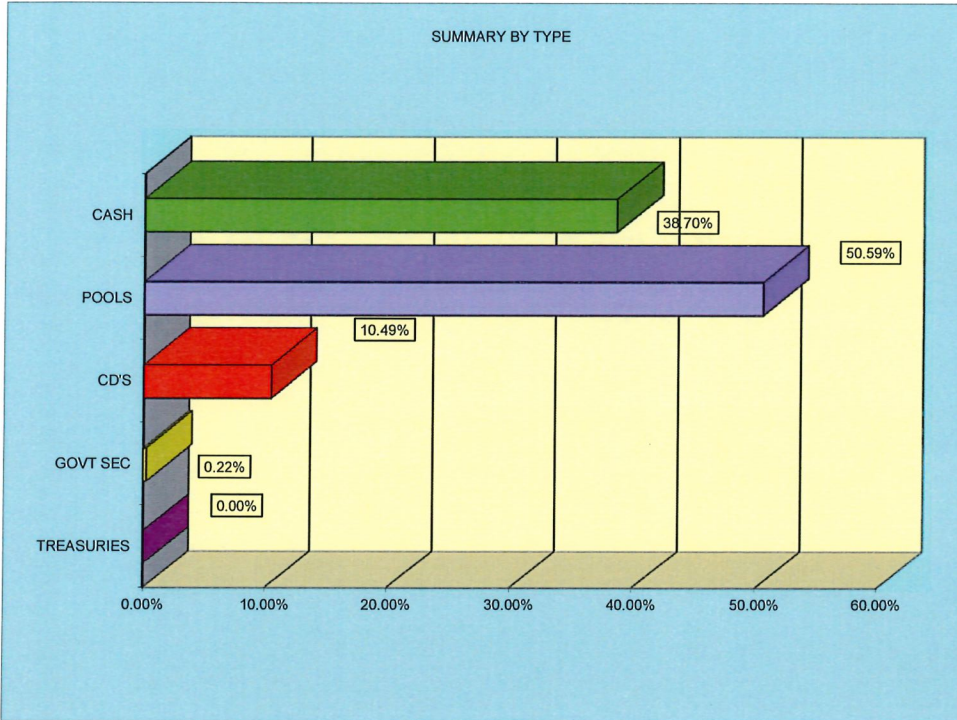
CASH & INVESTMENT SUMMARY BY FUND

	JANUARY 1, 2024	MARCH 31, 2024
TOTAL COUNTY FUNDS	48.5057% 55,702,722.97	72,460,833.74 53.7964%
TOTAL HOSPITAL FUNDS	45.2202% 51,929,813.04	51,191,419.39 38.0056%
TOTAL NAVIGATION DISTRICT FUNDS	6.2741% 7,205,031.17	11,042,303.55 8.1980%
	100.00% 114,837,567.18	134,694,556.68 100.00%
	Above totals include cash.	Above totals include cash.

INVESTMENT SUMMARY BY TYPE

TREASURIES	0.0000%	0.00	0.00	0.0000%
GOVERNMENT SECURITIES	0.0000%	0.00	300,000.00	0.2227%
CERTIFICATES OF DEPOSIT	11.4309%	13,127,000.00	14,123,000.00	10.4852%
POOLS	41.0057%	47,089,981.02	68,142,934.87	50.5907%
TOTAL INVESTMENT OTHER THAN CASH	52.4367%	60,216,981.02	82,565,934.87	61.2986%
TOTAL CASH	47.5633%	54,620,586.16	52,128,621.81	38.7014%
	100.00%	114,837,567.18	134,694,556.68	100.00%
				0.00

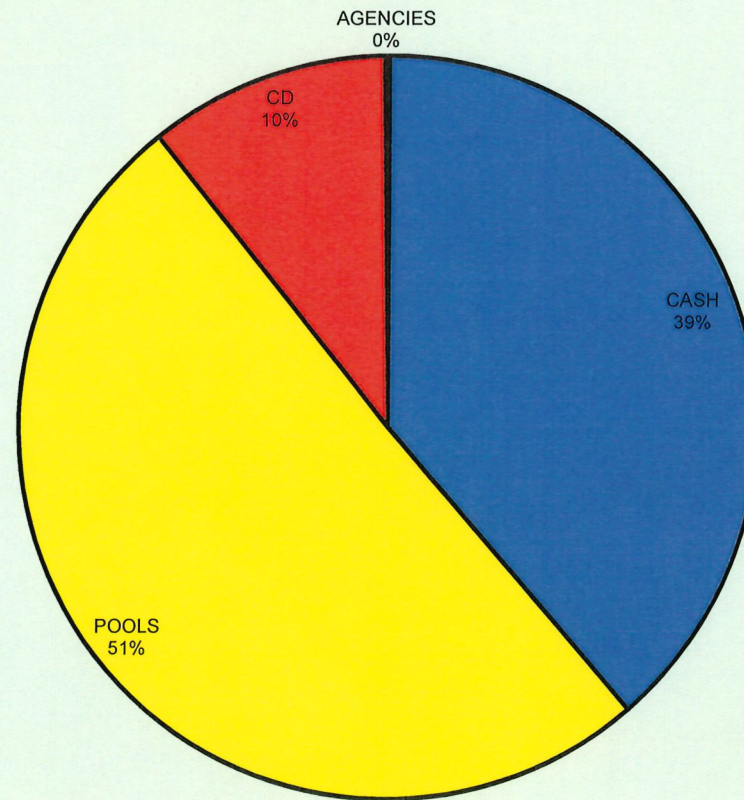
FUND	ORIGINAL FACE	CURRENT FACE	DESCRIPTION	NET YIELD	BEGINNING BOOK VALUE	BEGINNING MARKET VALUE	ENDING BOOK VALUE	ENDING MARKET VALUE	NET YIELD
------	---------------	--------------	-------------	-----------	----------------------	------------------------	-------------------	---------------------	-----------



VICTORIA COUNTY  
INVESTMENTS ON HAND  
MARCH 31, 2024

CASH	52,128,621.81
POOLS	68,142,934.87
CD	14,123,000.00
MONEY MK	0.00
AGENCIES	300,000.00
	<hr/>
	134,694,556.68

**PORTFOLIO COMPOSITION**





INTEREST EARNED STATEMENT  
MARCH 2024

FUND	FUND NAME	2021	2022	2023	2024 YR TO DATE	CURRENT MONTH
100	GENERAL FUND	213,100.70	285,889.05	906,342.48	74,341.30	21,514.85
200	ROAD & BRIDGE FUND	6,641.81	15,701.66	51,259.86	33,218.71	12,985.43
700	DEBT SERVICE	1,339.85	3,359.84	14,554.15	10,995.95	3,028.73
770	CAPITAL PROJECTS (Tx Class)	0.00	0.00	120,531.45	4,567.42	1,645.61
	<b>Sub-Total Budgeted Funds</b>	<b>221,082.36</b>	<b>304,950.55</b>	<b>1,092,687.94</b>	<b>123,123.38</b>	<b>39,174.62</b>
119	CLERK'S ARCHIVE	605.35	1,342.52	3,848.73	1,155.24	71.32
150	TAX SALES	124.87	244.81	134.42	50.75	0.09
190	AMERICAN RESCUE PLAN	13,881.20	31,872.26	38,884.69	0.00	0.00
231	JUVENILE PROBATION	49.22	1,252.59	1,790.64	1,233.61	409.71
240	DRUG COURTS PROGRAM	1.40	0.80	3.54	2.04	0.73
288	RURAL SALARY ASSISTANCE				363.91	363.91
300	CDA PROCESSING FEE	14.61	15.05	233.22	46.16	16.70
310	4-H ACTIVITY CENTER	11.65	19.50	68.77	25.61	8.81
320	AIRPORT DRAFTING	1,167.37	1,203.47	0.00	0.00	0.00
321	AIRPORT	0.00	1,869.60	14,129.01	6,747.07	2,362.16
323	AIRPORT CAPITAL PROJ		1,870.86	385.19	0.00	0.00
330	SPECIAL SERVICE	1,319.83	1,502.56	8,727.00	4,665.05	1,597.59
338	GCRP 911	136.95	61.59	212.06	89.60	31.29
360	SHERIFF'S FORFEITURE	1,080.27	2,214.08	11,185.72	5,347.72	1,939.75
361	SHERIFF'S DONATION	0.45	3.42	315.77	4.66	1.63
362	SHERIFF'S DOJ	249.02	351.44	3,185.83	1,268.93	441.48
370	CDA CONTRABAND FORFEIT.	1,618.38	2,966.49	12,287.75	5,526.09	1,981.02
371	CDA DOJ EQUITABLE SHARE	1.94	3.58	13.51	5.71	1.99
372	SHERIFF DOT FED FORFEIT	473.78	838.22	5,559.81	2,424.75	844.36
380	SHERIFF COMMISSARY	745.34	1,940.85	9,634.79	4,135.69	1,458.23
390	JUVENILE COMMISSARY	13.26	25.34	98.57	42.17	14.73
410	HEALTH INSURANCE	568.44	598.28	1,979.60	755.85	256.09
450	ELECTION ADMINISTRATOR	61.77	183.85	586.27	220.26	36.71
454	HAVA SECURITY GRANT	30.10	31.55	5.31	0.00	0.00
455	HELP AMERICA VOTE GRANT	0.38	0.00	0.00	0.00	0.00
499	TAX ASSESSOR SPECIAL	1,260.92	2,459.76	9,141.40	4,160.59	0.00
500	HISTORICAL COMMISSION	34.02	54.14	38.47	18.42	6.29
771	LONG TERM RENO RETAIN	9.34	3,383.55	698.74	333.04	13.34
800	HEALTH DEPT DRAFTING	715.64	2,182.47	3,558.19	1,677.05	587.16
870	FLEXIBLE BENEFIT PLAN	173.12	348.37	1,464.94	657.06	214.04
					164,080.41	51,833.75
	<b>CMC</b>					
820	HOSPITAL	82,631.45	131,543.00	883,914.97	29,853.03	6,773.32
820	CMC 125 PLAN	313.85	672.97	2,486.21	1,065.33	337.06
830	CMC ACCOUNTS PAYABLE	2,125.49	3,946.71	14,812.67	9,242.44	4,016.12
840	CMC PAYROLL	663.68	909.61	5,447.28	2,197.64	722.76
820	CMC MEDICAL PROFESSIONAL	24,229.22	40,175.63	72,514.32	14,759.99	6,153.33
820	CMC HOME HEALTH	8,558.03	19,645.68	17,379.42	4,035.55	1,535.73
820	CMC WEIGHT MGMT	917.83	1,833.05	1,715.49	359.97	125.11
820	CMC NURSING HOMES	1,875.77	3,321.15	17,948.66	3,708.26	1,369.65
					65,222.21	21,033.08
	<b>NAVIGATION</b>					
950	NAVIG TXLC CONSTRUCCION			622.72	645.79	439.54
950	NAVIG. 2015 CONST INT&SINK	1,331.82	1,260.98	3,944.95	2,761.52	1,067.75
950	NAVIGATION DISTRICT	9,119.29	10,981.52	7,565.91	4,515.41	982.86
950	NAVIG CONSTRUCTION 2012A	0.00	0.00	0.00	0.00	0.00
950	NAVIG 2012A/B INT& SINKING	584.43	1,475.70	4,559.71	3,201.98	1,248.51
950	NAVIG. INTEREST & SINKING	0.00	0.00	0.00	0.00	0.00
					11,124.70	3,738.66
	<b>BANK TOTAL</b>	<b>377,781.84</b>	<b>579,557.55</b>	<b>2,253,772.19</b>	<b>240,427.32</b>	<b>76,605.49</b>

The interest from the POOL and CD investmetns were removed from 100, 770, 820 Hospital 1/31/2024 statement and put with the coralating attachment

## CD INVESTMENTS GENERAL FUND

PERIOD ENDING 3/31/2023

ISSUER	CUSIP	BROKER	TERM	% EARN	BOOK VALUE	SETTLE	MATURE	MKT PRICE	MARKET VALUE
2024									
OCEANFIRST BANK NA	67523TAL7	MBS	24	2.000%	\$ 247,000.00	3/30/2022	4/1/2024	99.964	\$ 246,911.08
SAFRA NATIONAL BANK	78658RHU8	MBS	24	2.150%	\$ 247,000.00	4/6/2022	4/8/2024	99.906	\$ 246,767.82
ALLY BANK	02007GPJ6	MBS	24	2.000%	\$ 247,000.00	4/7/2022	4/8/2024	99.901	\$ 246,755.47
FALL RIVER FIVE CENTS SAVINGS BANK	306275BE7	MBS	24	2.200%	\$ 247,000.00	4/18/2022	4/8/2024	99.804	\$ 246,515.88
PRIMEWAY FCU (2131)	741600AP5	MBS	24	2.450%	\$ 249,000.00	5/6/2022	5/6/2024	99.691	\$ 248,230.59
UBS BANK (57565)	90348J3B4	MBS	24	2.850%	\$ 249,000.00	5/11/2022	5/13/2024	99.683	\$ 248,210.67
AMERICAN NATL BANK (26499)	02769QDV8	MBS	24	2.200%	\$ 249,000.00	5/13/2022	5/13/2024	99.602	\$ 248,008.98
JOHN MARSHALL BANK (58243)	47804GHR7	MBS	24	2.500%	\$ 249,000.00	5/13/2022	5/13/2024	99.639	\$ 248,101.11
TRUSTONE FINL CR UN PLYMOUTH	89841MAC1	MBS	36	3.110%	\$ 249,000.00	6/29/2022	7/1/2024	99.442	\$ 247,610.58
UNITED HERITAGE CR	91334AAK9	MBS	18	5.200%	\$ 248,000.00	3/21/2023	9/23/2024	99.937	\$ 247,843.76
MORGAN STANLEY BANK NA	61773TDL4	MBS	30	2.380%	\$ 245,000.00	4/20/2022	10/18/2024	98.410	\$ 241,104.50
BANKERS BANK (23537)	06610RBQ1	MBS	30	2.540%	\$ 247,000.00	5/6/2022	11/6/2024	98.350	\$ 242,924.50
METRO (66364)	59161YAQ9	MBS	30	2.890%	\$ 249,000.00	5/20/2022	11/20/2024	98.478	\$ 245,210.22
CITY NATIONAL BANK (17281)	178180GR0	MBS	24	4.860%	\$ 244,000.00	11/23/2022	11/25/2024	99.775	\$ 243,451.00
ISRAEL DISCOUNT BANK (19977)	465076UD7	MBS	24	4.860%	\$ 244,000.00	11/25/2022	11/25/2024	99.723	\$ 243,324.12
BANKUNITED NA	066519RV3	MBS	36	0.970%	\$ 249,000.00	12/8/2021	12/9/2024	97.074	\$ 241,714.26
CAPITAL ONE NA	14042RQL8	MBS	36	0.820%	\$ 249,000.00	12/8/2021	12/9/2024	96.992	\$ 241,510.08
AMERICAN FRIST CU	02616AAP4	MBS	36	1.030%	\$ 249,000.00	12/30/2021	12/30/2024	96.903	\$ 241,288.47
FIRST NATIONAL BANK OF AMERICA	32110YVB8	MBS	36	0.920%	\$ 249,000.00	12/30/2021	12/30/2024	96.829	\$ 241,104.21
2025									
TEXAS EXCHANGE BANK	88241TNG1	MBS	36	1.390%	\$ 249,000.00	2/4/2022	2/4/2025	96.837	\$ 241,124.13
BEAL BANK	07371AWR0	MBS	36	1.290%	\$ 249,000.00	2/9/2022	2/5/2025	96.765	\$ 240,944.85
AMERANT BANK NA	02357QAR8	MBS	36	1.700%	\$ 249,000.00	2/28/2022	2/28/2025	96.904	\$ 241,290.96
AMERICAN EXPRESS NATL BANK	02589ABM3	MBS	36	1.850%	\$ 247,000.00	3/3/2022	3/3/2025	96.977	\$ 239,533.19
BARCLAYS BANK	06740KPE1	MBS	36	1.750%	\$ 247,000.00	3/16/2022	3/17/2025	96.779	\$ 239,044.13
GOLDMAN SACHS BANK USA 6 MONTH CALLABLE	38179M3A9	MBS	36	1.950%	\$ 249,000.00	3/16/2022	3/17/2025	96.962	\$ 241,435.38
LAFAYETTE FEDERAL CU	50625LAY9	MBS	36	2.260%	\$ 249,000.00	3/30/2022	3/31/2025	97.171	\$ 241,955.79
SYNCHRONY BANK	87165FJ47	MBS	36	2.210%	\$ 247,000.00	3/31/2022	3/31/2025	97.139	\$ 239,933.33
POPULAR BANK	73317AAV4	MBS	36	2.160%	\$ 247,000.00	4/6/2022	4/7/2025	97.035	\$ 239,676.45
BMW BANK OF NA	05580AL85	MBS	36	2.560%	\$ 247,000.00	4/8/2022	4/8/2025	97.426	\$ 240,642.22
JPMORGAN CHASE BANK NA	48128WPG4	MBS	36	2.560%	\$ 247,000.00	4/8/2022	4/8/2025	97.426	\$ 240,642.22
LEADER BANK NA	52168UHY1	MBS	36	2.610%	\$ 246,000.00	4/22/2022	4/22/2025	97.392	\$ 239,584.32
AMERICU	03065QADO	MBS	36	2.560%	\$ 249,000.00	4/27/2022	4/28/2025	97.300	\$ 242,277.00



CD INVESTMENTS GENERAL FUND

PERIOD ENDING 3/31/2023

ISSUER	CUSIP	BROKER	TERM	% EARN	BOOK VALUE	SETTLE	MATURE	MKT PRICE	MARKET VALUE
DISCOVER BANK (5649)	254673C46	MBS	36	2.910%	\$ 246,000.00	5/4/2022	5/5/2025	97.647	\$ 240,211.62
GENERATIONS BANK	37149CAS6	MBS	36	3.010%	\$ 247,000.00	5/6/2022	5/6/2025	97.728	\$ 241,388.16
CAPITAL ONE BANK USA NT (33954)	14042TGE1	MBS	36	3.160%	\$ 246,000.00	5/18/2022	5/19/2025	97.850	\$ 240,711.00
BRIDGEWATER BANK (58210)	108622MG3	MBS	36	2.820%	\$ 249,000.00	5/18/2022	5/19/2025	97.445	\$ 242,638.05
INSTUTION FOR SAVINGS (90250)	45780PBL8	MBS	36	3.160%	\$ 247,000.00	5/20/2022	5/20/2025	97.828	\$ 241,635.16
CONNEXUS (66538)	20825WAT7	MBS	36	3.070%	\$ 249,000.00	5/26/2022	5/27/2025	97.696	\$ 243,263.04
CARTER FED CR UN	14622LAC6	MBS	36	3.070%	\$ 247,000.00	6/22/2022	6/23/2025	97.575	\$ 241,010.25
BMO HARRIS BANK NATL	05600XGK0	MBS	36	3.270%	\$ 245,000.00	6/24/2022	6/24/2025	97.797	\$ 239,602.65
MERTRUST FED CR UN	59001PAR0	MBS	36	3.270%	\$ 249,000.00	6/29/2022	6/30/2025	97.778	\$ 243,467.22
MACHIAS SVGS BK	554479EM3	MBS	30	4.290%	\$ 249,000.00	2/9/2023	8/8/2025	99.022	\$ 246,564.78
BANK OF WISCONSIN DELLS (15136)	065847FC4	MBS	34	4.520%	\$ 249,000.00	11/28/2022	9/29/2025	99.349	\$ 247,379.01
SPOKANE TEACHERS CR UN (68203)	849061AA4	MBS	36	4.990%	\$ 248,000.00	11/23/2022	11/24/2025	100.124	\$ 248,307.52
KEMBRA FINAANCIAL (61623)	48836LAX0	MBS	36	5.190%	\$ 248,000.00	11/23/2022	11/24/2025	100.006	\$ 248,014.88
ROGUE CR (68660)	77535MAD5	MBS	36	5.100%	\$ 248,000.00	11/25/2022	11/25/2025	100.000	\$ 248,000.00
AUSTIN TELCO FED CR UN (4584)	052392CD7	MBS	36	4.990%	\$ 248,000.00	11/28/2022	11/28/2025	100.116	\$ 248,287.68
FIRST TECHNOLOGY FED	33715L-FM-7	MBS	30	5.120%	\$ 248,000.00	6/30/2023	12/30/2025	100.423	\$ 249,049.04
2026									
LIBERTY FIRST CR UN	530520AF2	MBS	36	5.430%	\$ 249,000.00	2/3/2023	2/3/2026	99.335	\$ 247,344.15
FIRST UTD BK &TR	33742CCQ8	MBS	36	4.290%	\$ 249,000.00	3/8/2023	2/9/2026	98.892	\$ 246,241.08
SANDY SPRINGS BK	800364EX5	MBS	36	4.890%	\$ 244,000.00	3/14/2023	3/16/2026	100.054	\$ 244,131.76
DORT FINL CR UN	25844M-BE-7	MBS	36	5.020%	\$ 246,000.00	6/28/2023	6/29/2026	100.558	\$ 247,372.68
B1bank	098079bg0	MBS	30	4.660%	\$ 249,000.00	3/18/2024	9/15/2026	99.774	\$ 248,437.26
ALLIANT CR UN CHICAGO	01882MAJ1	MBS	36	5.470%	\$ 248,000.00	11/20/2023	11/20/2026	102.211	\$ 253,483.28
2027									
OREGON CMNTY CR UN	68584JAP4	MBS	36	4.340%	\$ 249,000.00	2/9/2024	2/9/2027	99.032	\$ 246,589.68
UNIVEST BANK &TRUST	91527PCJ4	MBS	36	4.600%	\$ 249,000.00	3/13/2024	3/15/2027	99.862	\$ 248,656.38
CARTER BANK & TRUST	146102AN8	MBS	36	4.600%	\$ 249,000.00	3/20/2024	3/22/2027	99.872	\$ 248,681.28
				3.16%	14,123,000.00			98.545	\$ 13,925,138.88

INTEREST

MONTH                      YEAR TO DATE  
 \$ 27,104.29              \$ 80,123.16



AGENCY BONDS  
MACH 2024

4/25/2024

ISSUER/ TYPE	CUSIP	BROKER	TERM	INITIAL RATE	AMOUNT	SETTLE	MATURE	CALL/ FREQ	Mrkt \$	MRKT VALUE	1ST CALL	RATE
Federal Farm CB/FIXED	3133EP5L5	MBS	3YR	5.08%	300,000.00	3/18/2024	3/18/2027	YES/1YR/M	99.739	299,217.00	3/18/2025	5.08

CALLABLE/ 1ST CALLABLE/ HOWOFTEN CALLABLE

YES/NO

6M = 6 MONTHS

1YR= 1 YEAR

M= MONTHLY CALLABLE (AMERICAN)



FILED FOR RECORD THIS \_\_\_\_DAY OF May A.D. 2024, and recorded on the \_\_\_\_day of \_\_\_\_\_, A.D. 2023.

\_\_\_\_\_  
Heidi Easley, County Clerk and  
Ex-Officio Clerk of the Commissioners  
Court in and for Victoria County, Texas.

By:

Deputy